

KYO RU GI

Petri Dish

TECHNICAL RIDER

Updated on 30th of January 2025

This technical rider is an integral part of the contractual agreement

Adjustments can be made, but only after negotiation with the company

It contains:

- The present general document (lighting, machinery, sound, schedule)
- The lighting plot: ground view (size A2)



Technical contact

Luna MONCADA
BE : +32 472 21 46 84
blunmoon13@gmail.com

Lighting technician

Luna MONCADA
BE : +32 472 21 46 84
blunmoon13@gmail.com

Sound technician

Amaury VANDERBORGHT
BE : +32 498 26 20 18
amaury.vanderborght@gmail.com

GENERAL

Length	1 hour
Stage configuration	Front-end audience
Public	All ages
Artists	4 artists on stage (circus performers, dancers)
Company's team	2 persons (1x lighting, 1x sound/rigging)
Stage requirements	12x12m, marley carpet, and curtains (italian-style legs) on blackbox and Borders
Circus Discipline	free standing poles, hairhanging, roller-skate, whip, contortion

PLEASE SEE THE TECHNICAL PICTURES

Scenography

The elements of the scenography are :

- A **4.2-meter-high** free-standing vertical pole with its own hexagonal base (7 cm high, **3.65-meter** diameter).
- A **3-meter-high** free-standing vertical pole with its own hexagonal base (7 cm high, **1.40-meter** diameter).
- A **2-meter-high** free-standing vertical pole with its own square base (4 cm high, **70 cm** per side).
- Several straps hanging from the ceiling.

Hanging points

The hairhanging and the first scene with low straps need a total of 4 rigging points above the stage and 4 counterweight points above the offstage areas (behind the Italian-style legs)
See the plan in attachment for details.

TECHNICAL TEAM

*The company travels with two technicians : 1 lighting technician, and 1 sound technician.
We demand to the organizer to provide technicians as follows .*

During the setup :

- 2x lighting technicians
- 1x sound technician
- 1x stage technician

During the performance :

- 1x versatile technician on standby

SCHEDULE *Example for a show at 20 :00*

2 days before the performance :

- at the end of the day : arrival of the truck with the set up team (4 persons : 2 technicians + director + machinist)

1 day before the performance :

09:00 – 13:00 : set up – Rigging, set, lighting and sound setup

13:00-14:00 : lunch break

14:00 – 18:30 : light focus and soundcheck

20:00 – 21:00 : rehearsal

Day of performance :

- 10:00 to 13:00 : Technical finishing,

- 13.00 – 14.00 : lunch break

- 14.00 – 17.00 : Finishing

- 17.00 – 17.30 : clean/preparation of the stage

- 17.30 – 19.30 : ARTISTS : Warm UP / OTHERS : DINER BREAK

- 20:00 to 21:00 : Performance

- 21:00 to 22:30 : Built-down and loading

MACHINERY

Smoke

Smoke is used during the show. Please turn off any emergency system which could be triggered by the artificial smoke.


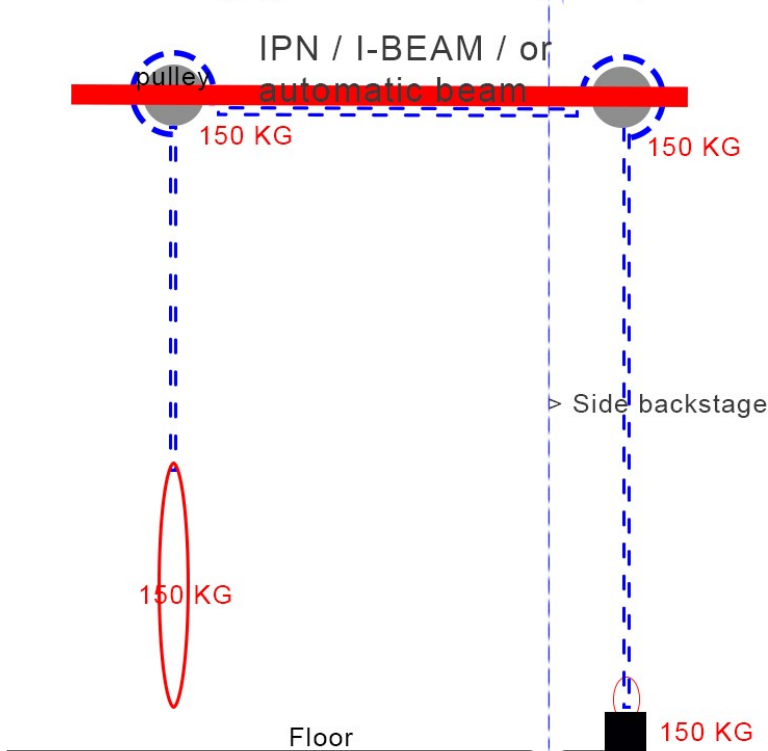
Rigging points

The show needs a total of 4 rigging points with their counterpoints. See the lighting plot in attachment for details.

FOR HANGING BODIES

- 3x 150 daN points above the stage and 3 counterweight points above the offstage areas (behind the Italian-style legs) FOR HANGING BODIES

Hanging bodies - frontview (3 times)

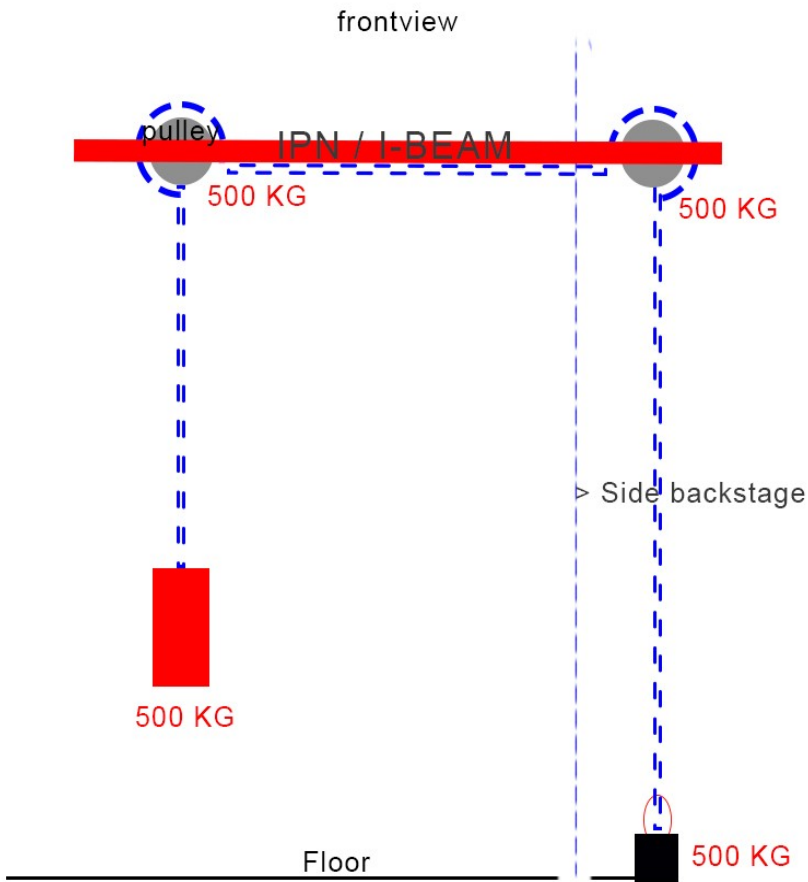



It is possible to attach multiple strap systems for hanging bodies to the same ground anchor point, but in that case, the maximum



HAIRHANGING SYSTEM

- 1x **500daN** points above the stage and 1 counterweight points above the offstage areas (behind the Italian-style legs)





Curtains

A casual blackbox :

- black backdrop
- black italian-style legs on both sides

Floor

Black marley carpet.

SOUND

The company provides :

- a laptop
- a soundcard
- DJ deck (Traktor)

Equipment provided by the organizer (see the lighting plot for details) :

Speakers

- a main front stereo system with subs covering the entire audience
- monitor speakers

The audio for the show is sent from a Mac M2 Pro via Qlab through a sound card (Motu M2).

Here are the possible audio outputs from the card (ensure the proper connections are made to input into your sound console):

- 2x balanced 6.35 mm TRS jack outputs
- 2x unbalanced RCA outputs

We also use a dj software (Traktor) that sends audio into a sounddeck (Traktor Kontrol S2).

Here is the audio outputs from the deck (ensure the proper connections are made to input into your sound console):

- 2x unbalanced RCA outputs

LIGHT

The company provides :

- a computer and a USB/DMX interface

Equipment provided by the organizer (see the lighting plot for details) :

Lightspots

- 6 x Selecon Acclaim Zoom 18-34 zoom
- 4x Prolights ECL FWVW Profile Zoomspot 15-30
- 6x Selecon Arena 2000w (WITH their **barndoors**)
- 4x ECL Fresnel (WITH their **barndoors**)
- 10x Prolights Astra Hybrid 330

Supports

- 8 Lighting ladder
- 2 floor bases

Colour Gels

Format	Number	Quantities
Selecon Arena 2000w	201 / 202	6

Thank you for reading ;)